















Ombrellone modello LEONARDO

SCHEDA TECNICA



														
Dimensione (cm)	Ø 600	Ø 700	Ø 800	450x450	500x500	550x550	600x600	350x500	400x500	450x550	400x600	500x600	500x700	
Palo (cm)	10	10	10	10	10	10	10	10	10	10	10	10	10	
Numero stecche	8	8	8	8	8	8	8	8	8	8	8	8	8	
Dimensione (cm)	2,0X3,5	2,0X3,5	2,0X3,5	2,0X3,5	2,0X3,5	2,0X3,5	2,0X3,5	2,0X3,5	2,0X3,5	2,0X3,5	2,0X3,5	2,0X3,5	2,0X3,5	
Pendente	SI	SI	SI	SI	SI	SI	SI	SI	SI	SI	SI	SI	SI	

- telaio in alluminio verniciato grigio antracite oppure alluminio verniciato bianco;
- tessuto acrilico gr. 320 / tessuto tempotest parà ombrelloni gr. 300 / tessuto tempotest parà tende da sole gr. 300 / tessuto pvc gr. 400;
- completo soffiutto antivento;
- apertura ad asticella;
- stecche angolari rinforzate da stecche in legno inserite al loro interno;
- tubo pieghevole in acciaio zincato e verniciato di serie;
- sistema a doppio ragno che permette la chiusura sopra il tavolo sottostante;
- stecche intercambiabili;
- base venduta come accessorio;
- il peso della zavorra sulla base deve essere proporzionato al peso dell'ombrellone. se ne consiglia comunque l'uso in condizioni meteorologiche sostanzialmente normali.